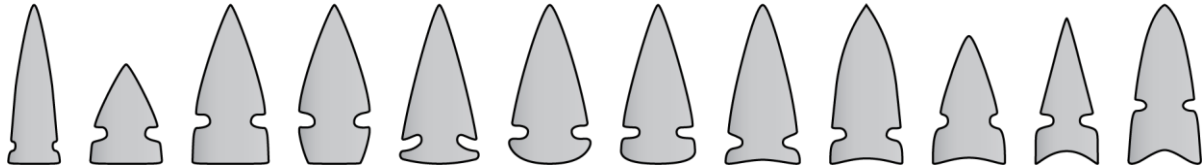
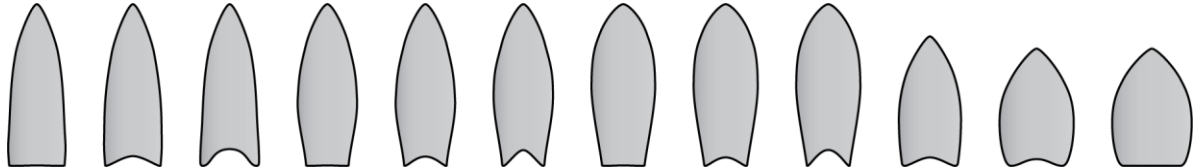

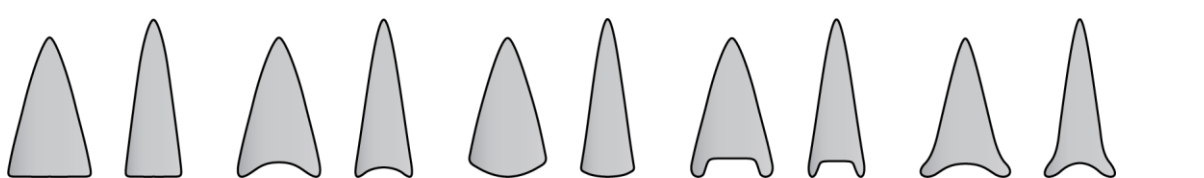
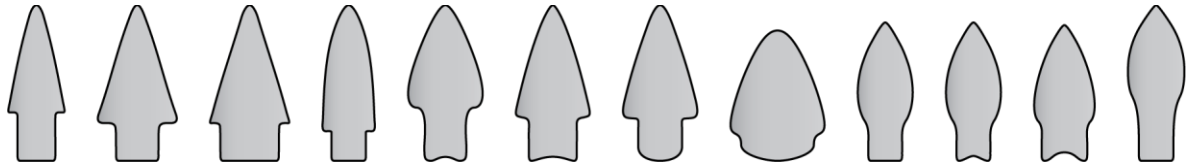
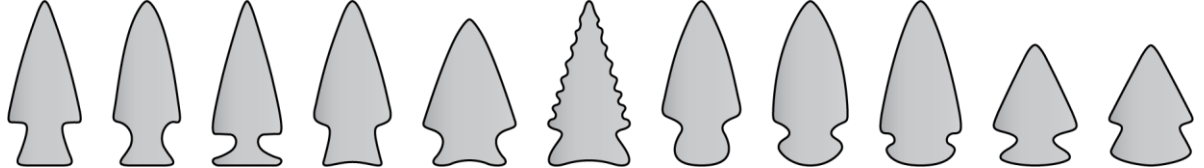
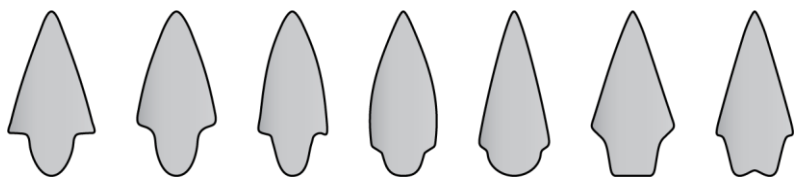

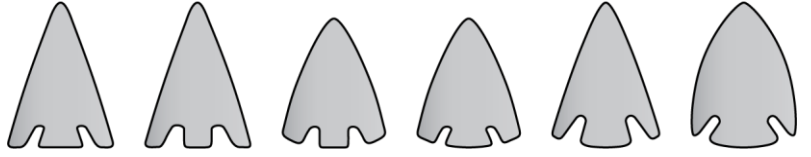
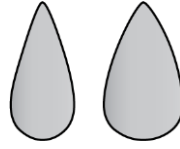
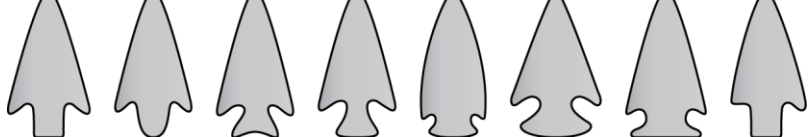


Colorado Projectile Point Database — Identification Guide — 7-9-2023

The projectile point images shown below are the general and specific shapes used as a guide to classify projectile points in the Projectile Point Project database.

The classification below is not intended to be a formal archaeological representation of projectile point types or names.

SIDE NOTCHED											
LANCEOLATE No shoulder.											
BIFURCATED Sometimes called "eared."											
TRIANGULAR triangular-straight triangular-concave triangular-convex triangular-indent triangular-auriculate											
STEMMED											
EXPANDING STEM											
CONTRACTING STEM								AURICULATE			
BASAL NOTCHED Barbs align with the bottom of the base or the base curvature.								OVATE			
CORNER NOTCHED Barbs on both blade edges, or only on one blade edge.								UNKNOWN Single shoulder or notch, OR unidentified.	